



RAISED PANEL
WAINSCOTING

9 unique panel styles

Where
Elegance
meets
SIMPLICITY!



*Transform plain...
to elegant in hours,
not days!*

◀ Up to 12 foot in a single, seamless section ▶

"Intrig has totally changed the way I think about wainscoting, I've never seen anything like it."

It's time to rethink wainscoting



"Fantastic! The quality and detail, ease of ordering and installation."

Traditionally, raised panel wainscoting could take days and weeks to finish a project, with hundreds of pieces to assemble.

Now, with IntriG Raised Panel Wainscoting, you'll get comparable results for *a fraction of the time and cost.*

Simply supply some basic measurements and design choices. We'll do all the panel layout and provide you with a single, seamless, jointless section up to 12' long... and all for just one price per linear foot!



Imagine the Possibilities...

- Living rooms
- Dining rooms
- Rec rooms
- Stairway/stairwells
- Foyer/entries
- Home office/dens
- Basements

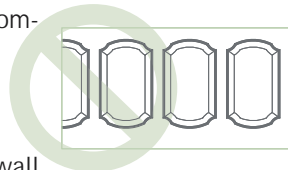
Even many commercial uses...

- Lobbys
- Conference rooms
- Showrooms
- Churches
- Nursing homes
- ...where could you imagine it?...



Quality and Detail

- Single, seamless, jointless panels in up to 12' wide sections and from 32" to 48" high
- Every panel custom-made for your walls...you'll never get a partial panel at the end of your wall
- Structurally stable, furniture grade MDF




Style and Personalization

- Nine unique panel styles to choose from...some impossible to produce by standard methods
- Your choice of Cap Mold, general Panel Width, Panel Height and Base Height
- Detailed corners and profiles

Installation Ease...Hours not days

- Single sections up to 12' with tongue and groove joints provided for longer stretches
- Extra material on ends to scribe for an exact fit
- Factory primed, requiring only light sanding and your finish paint coat

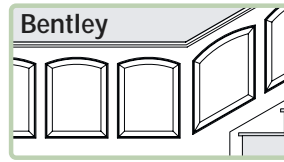
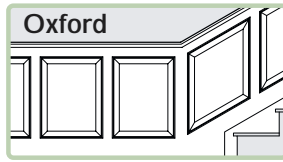
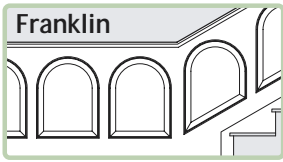


You select...we customize, each and every order.

Panel Styles Our current pricing is defined in three simple **Panel Style** groups, one sure to fit your project & budget.

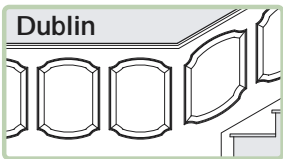

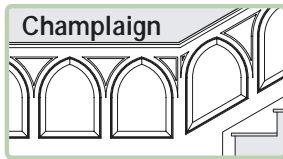

STANDARD Panel Style Options

3 panel styles in heights from 32" to 48". 12 foot width max.



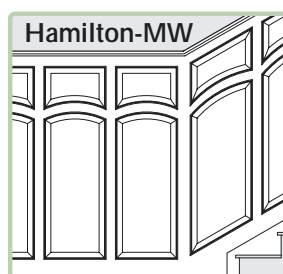
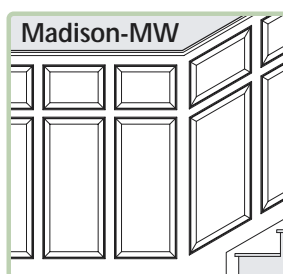
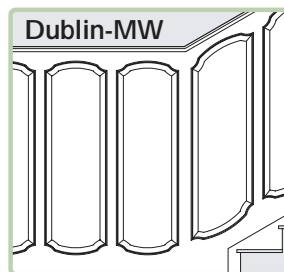
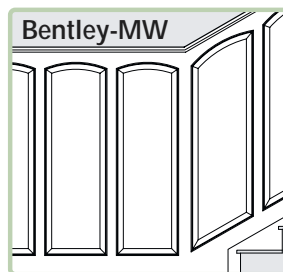
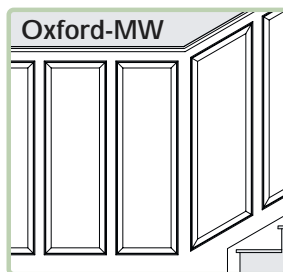
DELUXE Panel Style Options

5 more detailed panel styles in heights from 32" to 48". 12 foot width max.



MID-WALL Panel Style Options

Standard 72" panel height available in a variety of styles. 48" width max.



Multiple choice personalizes each project.


As you easily customize with your choice of Panel Style, raised-panel Profile, Cap Mold, Height/Width and Base Height, you'll discover a reflection of your personality taking shape.

✓ **Included means INCLUDED!**

Instead of complicated add-ons for every individual component and design choice, our pricing includes all of these in **one price per linear foot**.

✓ **Panel Profiles**

Choose from three detailed profiles for your wainscot panels.



✓ **Cap Mold Style**

This is the piece of trim running along the top of the wainscoting. Three styles... the choice is yours.



✓ **Panel Height/Width Selection**

Standard heights are 36" and 42" but you can choose any height between 32" and 48" on **Standard** and **Deluxe** panels. **Mid-Wall** panels come in 72" height only.



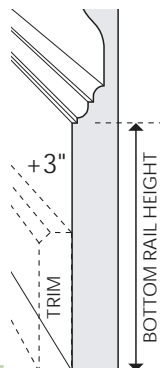
Two different widths you can choose from. **Narrow** panels are from 12" to 17" and **Wide** panels range from 18" to 23". Additionally, the popular Oxford Style comes in **X-Wide**, 24" to 60" wide.



"I loved all the choices... without all the extra charges!"

✓ **Bottom Rail Height**

If you plan to use base, the bottom rail should be 3" above the base. When used without base, the bottom rail is normally 6" tall. This can vary according to your specifications.



✓ **Detailed Installation Tools**

We provide a detailed **Installation Guide** and custom-made **Room Layout** along with **Part Labels** on the back of each panel showing where the panel goes and how it is to fit into the adjacent section or corner.

✓ **Phone/email Support**

We're available to assist with design, product, ordering and installation questions and concerns.

Authorized Dealer:



To learn more about IntriG wainscoting products, Call: 718-415-2799
Or Visit: <http://www.wainscotinglongisland.com>

We're dedicated to the highest level of quality and customer service available in the marketplace today. IntriG is a private owned, Christian company established in 1993 making every effort to service our customers needs in a Christ-like manner. We are committed to a quality product and honest business, "doing all things heartily as unto the Lord." *Colossians 3:23 IntriG...I need to rest in God*